



Waste Hauler Permit Applications in LoneSTAR

Misti Kinnison & Christine Peters
July 2025



Welcome



Presentation Topics:

- RRC Access Management Process (RAMP)
- Accessing LoneSTAR & assigning security roles
- Facility Electronic Information System (FEIS)
- Overview of the Waste Hauler Facility Detail Summary page
- How to submit a Waste Hauler Permit Application in LoneSTAR

RRC Access Management Process



The Railroad Commission (RRC) of Texas has implemented the RRC Access Management Process (RAMP) for authenticated users to have a single sign-on.



- Create a RAMP account
 - <https://www.rrc.texas.gov/apps/rrc-ramp/>
 - Complete the Security Administrator Form – External (SAFE)
- Each organization must designate a Delegated Administrator
- For assistance with your RAMP account, contact: Help.Desk@rrc.texas.gov



RRC's State Tracking & Reporting System (LoneSTAR) is the largest information technology project in agency history.

Waste Hauler's external functions were made available in April 2025.

If you have questions regarding RRC LoneSTAR, contact the RRC via email at Publicassist@rrc.texas.gov

LoneSTAR Login (1 of 4)



Select the RRC Applications flag on the Railroad Commission (RRC) home page.



Content Search

Q GO

RRC
APPLICATIONS

ABOUT US ▾

RESOURCES ▾

FORMS

EVENTS ▾

COMPLAINTS

ACCIDENTS ▾

CONTACT US

ESPAÑOL

Texas Sets New Oil and Gas Production Records in 2024

Read the News



Christi Craddick
Chairman



Wayne Christian
Commissioner



Jim Wright
Commissioner

LoneSTAR Login (2 of 4)



RRC Applications



AFOS
Alternative Fuels Online System

[More Information on AFOS](#)



CASES
Case Administration Service
Electronic System, search and view
the agency's case information online,
including processed case documents.

[More Information on CASES](#)



CERTS
Certification Exam Registration &
Training System

[Instructions for CERTS](#)



GIS Viewer (Map)
View oil, gas and pipeline data in a
map view! See what's near you.

[More information on GIS Viewer](#)



LoneSTAR
Railroad Commission State Tracking
and Reporting

[More information on LoneStar](#)



OIL
Online Inspection Lookup, search for
inspection and violation data recorded
by RRC of oil and gas leases, wells,
facilities, and other sites.

[More information on RRC OIL](#)



RRC Online
The RRC Online System allows
authorized entities to electronically
file certain forms with the Railroad
Commission online or through EDI

[More information on RRC Online](#)



PIPES
Pipeline Inspection, Permitting, &
Evaluation System

[More Information on PIPES](#)

Select the **LONESTAR** tile.

LoneSTAR Login (3 of 4)



Enter your email and password.

RRC SIGN IN

SIGN IN

[Forgot Password](#)

For further assistance, or if you have any questions, contact the RRC at RROnline-Security@rrc.texas.gov.

For the best experience accessing RAMP, please bookmark: <https://ramp.rrc.texas.gov/enduser/?realm=/RAMP#/>

RRC SIGN IN

The RRC Sign In allows authorized users to electronically file permit applications, forms and documents with and submit fees, penalties and other payments to the Railroad Commission of Texas (RRC).

ACCEPTABLE USE POLICY

Unauthorized access to this computer system is prohibited. Evidence of criminal liability will be provided to law enforcement agencies. This system is subject to monitoring and stored data may be accessed and recorded. Anyone using this system consents to monitoring and should have no expectation of privacy except as otherwise provided by applicable privacy laws. Use of this system indicates your acknowledgement of and consent to comply with the agency's [security policies](#).

ACCESSIBILITY

The RRC is committed to making its website and applications accessible to all users. For more information on accessibility, reference the agency's [Accessibility Policy](#)

LoneSTAR Login (4 of 4)



Login Success

1. *Your name and organization will display on the screen.*
2. *If you are affiliated with more than one organization, a dropdown menu will be available in the box at the center of this page.*



1

Hi



Login Success. You have access to multiple Organizations. Please select the Submit a New P-5 Organization Report option or a specific Organization to continue.

2

Login (Continued)

Organization *

Cancel

Continue

Security Roles (1 of 5)



Username & Organization



Example, ABC123

ORG

**Organization Registration
Gateway**

Manage P5 Organizational Information
and Financial Assurance

FFIS

**Facility Electronic
Information System**

Manage Waste Hauler
Submit Monthly Reports (P-18)

WEIS

**Well Electronic Information
System**

Manage Production Wells, Injection
Wells, and Reporting

The Delegated Administrator/Organization Administrator ***assigns security roles under the Organization Registration Gateway (ORG) tile.***

Security Roles (2 of 5)



Search Category

RRC Operator No.

Search

Go



Explore Data

Forms

Tools

Home

Hello

Home

Help

Alerts

Online Forms

Forms In Progress

Forms Submitted

My Organization

1. Select the **My Organization** tab.

Security Roles (3 of 5)



2. Select the **Other People** section in the middle of the page.
3. Select the user's **name** to open the person's detail page.

Non-Employee Agents

Other People



Advanced Filtering

Actions

Search



Name



Address

Phone Number

Email Address

Relationship Status

ABC Test

abc.test@rrc.com

Active

Security Roles (4 of 5)



Home : Entities : Hello

Person Detail

Help

Summary

First Name	Middle Name	Last Name	Suffix
Person ID	Status Active	LoneSTAR User Yes Foreign ID Verified?	Email Address Email on file

Summary ▾ Actions ▾

- Summary
- Events
- Security

Person Detail Page

4. Select **Security** from the Summary dropdown.

Security Roles (5 of 5)



Person Detail

Summary

LoneSTAR User Information

UserName

john.doe@rrc.com

Organization

Security Assignments

- ☐ Non-Employee Agent (P-5A)
- ☐ P-5 Officer
- ☐ Organization Administrator
- ☐ Financial Assurance Release User
- ☒ External Read-Only
- ☐ New P-5 Only Submitter
- ☐ W-3C User
- ☐ W-3X User
- ☐ P-5 User
- ☒ Waste Hauler Application Submitter

Cancel

Save

Security Assignments define how a user may interact with the Facility Electronic Information System (FEIS).

- ***External Read Only*** – Allows an external user to browse the system.
- ***WH Application Submitter*** – Allows an external user to submit the WH Application.
- ***Organization Administrator*** – Allows an external user to add other users in the organization and set their security roles.

Back To The Landing Page



Search Category

RRC Operator No.

Search

Go



Explore Data

Forms

Tools

Home Entities V

Hello Username & Organization

Person Detail

Help

Summary

Security

LoneSTAR User Information

Select the house icon to access the LoneSTAR landing page (ORG, FEIS, & WEIS tiles).

Facility Electronic Information System User Guide



RAILROAD COMMISSION OF TEXAS
Oil and Gas Division Technical Permitting



Environmental Permits and Support
Facility Electronic Information System

Waste Hauler Program
STANDARD OPERATING GUIDELINES

The FEIS Waste Hauler Program Standard Operating Guidelines (SOG) was designed to provide detailed information about LoneSTAR functionalities under the FEIS tile.

LoneSTAR User Guide

LoneSTAR Landing Page



Hello N Username & Organization

ORG

**Organization Registration
Gateway**

Manage P5 Organizational Information
and Financial Assurance

FEIS

**Facility Electronic
Information System**

Manage Waste Hauler
Submit Monthly Reports (P-18)

WEIS

**Well Electronic Information
System**

Manage Production Wells, Injection
Wells, and Reporting

Managing Waste Hauler data is done in the **FEIS** tile.

FEIS Landing Page (1 of 2)



Search Category

RRC Operator No.

Search

Go



Explore Data

Forms

Home

Facility Electronic Information System

Hello

Help

Alerts

Online Forms

Forms In Progress

Forms Submitted

Facilities

1. **Alerts:** Notifications about form submissions (**approved, returned, or denied**)
2. **Online Forms:** Displays the types of forms that are available to the user who is logged in. (**Waste Hauler Permit Application**)
3. **Forms In Progress:** Reflects the status of forms being worked on or submitted (**draft, returned, or deleted**)

FEIS Landing Page (2 of 2)



Search Category

RRC Operator No.

Search

Go



235

Explore Data

Forms

Home

Facility Electronic Information System

Hello

Help

Alerts

Online Forms

Forms In Progress

Forms Submitted

Facilities

4. **Forms Submitted:** Displays all forms that have been submitted.
5. **Facilities:** Information page about your organization and waste hauler permit.

Facility Detail Summary Page (1 of 2)



The Facility Detail **Summary page** provides details about the waste hauler organization.

Facility Detail

[? Help](#)**1**

WH-00000000 (0000)

5

Summary ▾

Actions ▾

Facility Name

WH-00000000

2

Facility Type

Waste Hauler

3

Facility Sub Type

4

Facility ID

WH-00000000

6

Facility Status

Active

7

Permit Numbers

3333

8

Organization Name

ABC Org

9

RRC Operator Number

123456

10

Permit Expiration

12/31/2024

11

Facility Detail Summary Page (2 of 2)



To access the Waste Hauler Permit Application from the ***Facility Detail*** page, select ***Submit Application*** from the **Actions** drop-down.

Facility Detail

[? Help](#)

WH-00000000 (0000)

Summary ▾

Actions ▾

Submit Application

Export - PDF

Facility Name

WH-00000000

Facility Type

Waste Hauler

Facility Sub Type

Facility ID

WH-00000000

Facility Status

Active

Permit Numbers

4464

Organization Name

ABC Org

RRC Operator Number

123456

Permit Expiration

12/31/2024

Vehicles

UIC Wells

Surface Disposal Facilities

Comments

Forms In Progress

Forms Submitted



Grids are used throughout LoneSTAR to display lists of information about similar objects.

Grids (2 of 9)



Six information tabs (***Vehicles, UIC Wells, Surface Disposal Facilities, Comments, Forms In Progress, and Forms Submitted***) are in the middle of the Facility Detail page. Each tab has a grid with details of the specific information.

Vehicles

UIC Wells

Surface Disposal Facilities

Comments

Forms In Progress

Forms Submitted

Vehicle Grid (3 of 9)



Vehicles UIC Wells Surface Disposal Facilities Comments Forms In Progress Forms Submitted

Vehicles

Approved vehicles on the permit.

1	2	3	4	5	6	7
Vehicle VIN	License Plate # ↑	Make	Model	Year	Approval Status	Out Of State
XXXXXXXXXXXX	XXXXXXX	PIONEER	TRLR	2001	Approved	No
XXXXXXXXXXXX	XXXXXXX	MONSTER	TRLR	2012	Approved	No

Facility Details Summary Page – Vehicle Tab

UIC Wells Grid (4 of 9)



Vehicles **UIC Wells** Surface Disposal Facilities Comments Forms In Progress Forms Submitted

UIC Wells

1	2	3	4	5	Advanced Filtering	Actions	Search	⚙
Operator	UIC Number ↑	Well Number	District	Lease ↑	Commercial Status	6	Well Status	7
Example	12345	1	02	xxxxxx	Yes		ACTIVE	
Example	5678	1	02	xxxxxx	Yes		ACTIVE	
Example	89101	1	06	xxxxxx	No		ACTIVE	
Example	12134	1	01	xxxxxx	Yes		TEMPORARILY ABANDONED	

UIC Wells summary grid displays all the UIC Wells previously approved for the hauler.

Surface Disposal Facilities Grid (5 of 9)



The **Surface Disposal Facilities** grid displays all the surface disposal facilities previously approved for the hauler.

Vehicles

UIC Wells

Surface Disposal Facilities

Comments

Forms In Progress

Forms Submitted

Surface Disposal Facility

Advanced Filtering

Action

Search

Operator	Facility	Permit Numbers	County	RRC District	Commercial Status	Facility Status
ABC Org.	Name of the facility and the FAC ID	RRC permit numbers associated with the facility	Reagan	7C	No	Active

Forms In Progress Grid (6 of 9)



Vehicles UIC Wells Surface Disposal Facilities Comments **Forms In Progress** Forms Submitted

Advanced Filtering

Actions ▾

Search



Form ID	Form Name ↑	Description	Organization	Subject ID	Status	Last Modified By	Form C...	Actions
123456	Waste Hauler Permit Application	Waste Hauler Permit Application Renewal Filing			Draft		EPS	Actions ▾

The **Forms in Progress** tab is located on the FEIS landing page and the Facility Detail page.

There should be no more than one form in progress at a time.

Forms Submitted Grid (7 of 9)



Vehicles UIC Wells Surface Disposal Facilities Comments Forms In Progress Forms Submitted								
Advanced Filtering Actions Search								
Form ID	Form Name	Description	Organization	Subject ID	Status	Last Mo...	Form C...	Actions
121212	Waste Hauler Permit Application	Waste Hauler Permit Application Amendment Filing	ABC Co.		Auto-Approved	John Doe	EPS	

The **Forms Submitted** tab is on the FEIS landing page and the Facility Detail page.

There should be no more than one form in submitted status at a time, but there may be a history of forms in the grid.

Documents Grid (8 of 9)



Operator documents are also displayed in a grid.
To view and download documents, select the **Summary** dropdown and select **Documents**.

Facility Detail

WH-0001

Summary Actions

Facility Name	Facility Type Waste Hauler	Facility Sub Type
Facility ID	Facility Status Active	Permit Numbers
Organization Name	RRC Operator Number	Permit Expiration 03/31/2026

Vehicles UIC Wells Surface Disposal Facilities Comments Forms In Progress Forms Submitted

Documents Grid (9 of 9)



The grid displays the name of the person who uploaded the document, the document ***type***, ***description***, and ***document ID***. Select the hyperlink of a document under the Filename column to download, view, and print the document.

Facility Detail

WH-0000

Documents Actions

Advanced Filtering Actions Search

Create Correspondence
File Upload
Export - PDF

Uploaded By	Category	Type	SubType	Description	Filename	Document ID	Certified Letter...
Jane Doe	WasteHauler	WH Permit Issued Letter		WH Permit Issued Letter	whPermitIssued_71_20250416.pdf	45678	Actions
Jane Doe	WasteHauler	WH Snapshot - Approved		Amendment WH Permit Application fo 1234	20250416_20250416_Snapsho_...ved_...9.pdf	234567	Actions



Who Needs a Waste Hauler Permit?

§4.193 Any person who transports oil and gas waste for hire by any method other than by pipeline off a lease, unit, or other oil or gas property where it is generated is required to have an oil and gas waste hauler permit.



You should know...

- You must have an active Form P-5 Organization Report.
- RRC Communication is sent via email.
 - To update an email address, contact the P-5 department.

Accessing a WHP Application



The Waste Hauler Permit (WHP) Application can be accessed from the Facility Detail or FEIS landing pages.

- Select the **Online Forms** tab
- Select **Waste Hauler Permit Application**

A screenshot of a web application interface for "Online Forms". The interface includes a navigation bar with tabs: "Alerts", "Online Forms" (highlighted with a red box), "Forms In Progress", "Forms Submitted", and "My Facilities". Below the navigation bar, there are filters for "Advanced Filtering", "Actions", and a "Search" box. A table lists available forms with columns: "Form Name", "Form Number", "Form Rules", "Form Category", and "Purpose". The first row in the table is "Waste Hauler Permit Application" (highlighted with a red box), with form number "WH-2", rule "Rule 3.8 (f)", category "EPS", and purpose "Submit an initial, Renewal, Amendment Application, or Cancel an existing Waste Hauler permit".

Form Name	Form Number	Form Rules	Form Category	Purpose
Waste Hauler Permit Application	WH-2	Rule 3.8 (f)	EPS	Submit an initial, Renewal, Amendment Application, or Cancel an existing Waste Hauler permit

WHP Application (1 of 15)



Form Information

Please enter the information below.

* Indicates required field

Form Name

Waste Hauler Permit Application

Auto-populates

Organization *

Organization name auto-populates - this cannot be changed

Existing Permit Number

Blank for initial filings



Purpose for Filing

☐ Initial ☐ Renewal ☐ Amendment ☐ Cancel

Are you hauling exclusively to disposal sites managed outside the State of Texas or to disposal sites authorized by a minor permit from the commission? *

☐ Yes

☒ No

Defaults to No

Description * ⓘ

Waste Hauler Permit Initial Filing

Auto populates - cannot add text to this box

All comments are discoverable records, open to public review.

Save & Continue

Cancel

Save & Continue

WHP Application (2 of 15)



Organization Information

Please confirm the correct Organization has been selected, and designate contact(s) with their correct role. By default, the form submitter is selected as a contact.

* Indicates required field

Organization Long Name

ABC Org

Type of Organization

Limited Partnership (LTD or LP)

Organization Short Name

ABC Org

RRC Operator Number

12345

Organization Primary Address

PO BOX 123

Austin, Texas 78026

Organization Primary Phone Number

(123)-456-7890

Ext

Contacts

The user details who initiated the application will appear in the contact information

Advanced Filtering

Actions

Name ↑

Phone Number

Email

Role

Actions

John Doe

(123)-456-7891

John.doe@rrc.com

Submitter

The Organization Information step displays the addresses and P-5 status data for the operator.



Back

Next

Save

Validation Errors & Warnings




A status of  represents an error with the entry. A status of  represents an entry with a warning message. Entries with errors must be corrected to issue a permit with the updated information. Entries with warnings can be submitted and permitted after application review. Please correct individually or re-upload the Excel file, if necessary.

Browse...

A status of  represents an error with the entry. .

One file only.
Allowed types: xlsx

A status of  represents an entry with a warning message.

A **red circle with an X** in the center represents **Errors** for an entry.

A **yellow circle with an!** in the center represents **Warnings** for an entry.

Entries with **errors** must be corrected to issue a permit.

Entries with **warnings** require a manual review by RRC staff.

These symbols are used for entries in the **Vehicle** grid, the **UIC Well** grid, and the **Surface Disposal Facilities** grid.

WHP Application (3 of 15)



Waste Hauler Vehicle Grid Page

To add a single vehicle, select Add New from the Actions menu. Click the Save button at the bottom of the page after performing any action that modifies your list of vehicles. This will update vehicle statuses and validations. To add multiple vehicles at one time, follow the steps provided.

Step 1: Select Export-Excel from the Actions menu. Vehicles currently in the Vehicle Table below will auto populate into the template.

Step 2: Fill in the required fields with the vehicle information you are adding. See the template for instructions.

Step 3: Remove any vehicles from the template that you no longer own or use. Make any corrections to current vehicle information (Ex. Correct License Plate # or Vehicle VIN). Upon uploading the template, vehicles currently listed in the Vehicle Table will be replaced with data from the uploaded file. THIS ACTION CANNOT BE UNDONE.

Step 4: Select Browse to upload the completed template. This may take a few minutes to populate into the Vehicle Table.

Step 5: Click the Save button at the bottom of the page.

A status of represents an error with the entry. A status of represents an entry with a warning message. Entries with errors must be corrected to issue a permit with the updated information. Entries with warnings can be submitted and permitted after application review. Please correct individually or re-upload the Excel file, if necessary.

Browse...

One file only.
Allowed types: xlsx

Vehicles

Advanced Filter							Actions	Search
<input type="checkbox"/>	Vehicle VIN	License Plate #	Make	Model	Status	Validation		
<input type="checkbox"/>	1234HH345673h	abc1234	TROXELL	VAC		Vehicle is registered in Texas. The application is pending review by RRC staff.	<div>1</div>	<div>4</div>
							<div>3</div>	<div>5</div>

ACTIONS
Add New Vehicle
Remove Vehicle
Export - Excel
Export - PDF
Edit Vehicle Details
Remove Vehicle

5 items per page

Viewing 1 - 1 from 1 results

WHP Application (4 of 15)



Add New Vehicle

Enter the VIN and license plate, then click "Validate DMV" to validate the information entered. You can save the information once the vehicle has been validated. You will need to revalidate if any information is changed.

Please enter the information below.

* Indicates required field

Is this an Out Of State Vehicle? *

☐ Yes ☒ No

Defaults to No

Vehicle VIN *

XXXXXXXXXXXXXX

License Plate # *

XXXXXXX

Validate DMV

Make

Model

Year

Add

Steps for adding vehicles one at a time:

Note: By default, the modal will indicate that the vehicle is not registered outside Texas.

1. Enter the **Vehicle VIN**, **License Plate #**, and select the **Validate DMV** button.
2. The vehicle will be validated in a database linked to the Texas DMV containing all registered Texas vehicles suitable for hauling oil and gas waste.
3. When the vehicle passes validation, select **Add** to add the vehicle to the **Vehicles** grid.

WHP Application (5 of 15)



One file only.
Allowed types: .xlsx

UIC Wells

							Advanced Filtering	Actions	
<input type="checkbox"/>	UIC Number	Operator	Commercial Status	Well Status	Status	Validation		Add New	Remove Wells
<input type="checkbox"/>	000000000	ABC Org	Yes	TEMPORARILY ABANDONED	✓				
<input type="checkbox"/>	000123456	CDE Facility	Yes	ACTIVE	✓			Export - Excel	Export - PDF
<input type="checkbox"/>	000654321	RRC Solutions	Yes	ACTIVE	✓				
<input type="checkbox"/>									
<input type="checkbox"/>									

UIC Wells can be added or removed by selecting **Add New** or **Remove Wells** from the grid **Actions** drop-down.

WHP Application (6 of 15)



Enter the **UIC Number** to **Add a New UIC Well**.

Select the **Validate** button.

The UIC Well will be validated against the RRC database, containing all the wells' data.

If the Well passes validation, the following details are auto-filled in:

- RRC Operator
- API Number
- P5 Organization Status
- Lease
- Well Status

Click on the **Add** button to add the well.

Add UIC Well

Enter the UIC Number, then click "Validate" to validate the information entered. You can save the information once the well has been validated. You will need to revalidate if any information is changed.

Please enter the information below. * Indicates required field

UIC #

Validate

RRC Operator

API Number

P5 Organization Status

Lease

Well Status

Cancel

Add

WHP Application (7 of 15)



Surface Disposal Wells

Advanced Filtering							
<input type="checkbox"/>	Permit Number	Operator	Facility	Commercial Status	Facility Status	Status	Validation
<input type="checkbox"/>	P000000	Example	Midland Commercial Fac	No	Active	✓	
<input type="checkbox"/>	STF-0000	Example		No	Active	✓	
<input type="checkbox"/>	STF-0089	Example	Recovery Disposal STF Facility	No	Active	✓	
<input type="checkbox"/>							
<input type="checkbox"/>							

1 2 3 4 5 items per page

Green checkmark indicates validated

Actions

Add New
Remove Facilities
Export - Excel
Export - PDF

Edit Facility Details

Add New Surface Disposal Facility

Enter the Permit Number, then click "Validate" to validate the information entered. You can save the information once the facility has been validated. You will need to revalidate if any information is changed.

Please enter the information below. * Indicates required field

Permit No. **Validate**

Facility

Permit Numbers

P-5 Organization Status

Facility Status

Add

Surface Disposal Facilities

Disposal Facilities may be added one at a time by selecting **Add New** from the **Actions** drop-down.

WHP Application (8 of 15)



Document Upload

Errors Found In This Step:

A document with the subtype of "Vehicle Registration" must be uploaded. The current vehicle registration must be uploaded for all vehicles registered outside the state of Texas.

Application

Subtype *

WH-2

Received Date *

05/04/2025

Description *

Initial Application Form WH-2

All comments are discoverable records, open to public review.

Filename *

Browse

✓ Done



20240201_R9 8A-1853_Initial App 5.pdf

File(s) uploaded successfully.

Cancel

Upload

When vehicles, wells, and surface disposals are added, an error message will populate on the **documents upload** page indicating what type of document must be uploaded.

WHP Application (9 of 15)



Document Upload

Select documents to be uploaded, if applicable. Click Add New and complete all required fields to upload a document.

Uploaded Documents

Advanced Filter			
Actions			
Add New			
Export - Excel			
Upload Date ↓	Uploaded By	Type	Description
No results to display			

Filename*
Select **Browse** to upload the document

Document Upload

☒ Upload New Document

☐ Associate Existing LoneSTAR Document

☐ Confidentiality Requested

Category

WasteHauler

Type* Application

Subtype* WH-2

Received Date* 05/04/2025

Description* Initial App WH-2

Filename*

Browse



20240201_R9 8A-1853_Initial App 5.pdf

File(s) uploaded successfully.

Upload

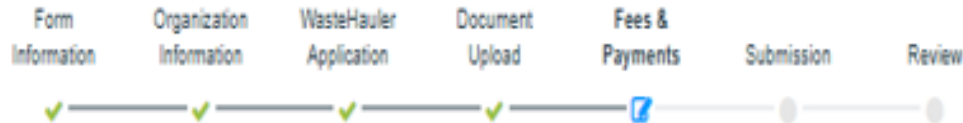
WHP Application (10 of 15)



Fees & Payments

Errors Found In This Step:

We have not received the filing fee for your Waste Hauler Permit Application. Your application is still incomplete and will not be reviewed until you submit your filing fee. Please contact whp@rrc.texas.gov or call 512-483-7371 if you have questions.



Form Detail Navigation



Form Information



Organization Information



WasteHauler Application



Document Upload



Fees & Payments

Submission

Review

Fees & Payments

Displayed below are current fees and payments for this Organization. Select one or more fees by selecting the checkbox next to the applicable fees. Then select Actions button to pay electronically.



Advanced Filtering

Actions -



Type	Name	Status	Date Paid	Amount	RMS Register ...	Actions
<input type="checkbox"/> Fee	Waste Hauler Filing Fee & Surcharges 2025	Pending	N/A	\$250.00		Actions-

Pay Fee Electronically

WHP Application (11 of 15)



1

Enter user details and select continue.

First Name *	ABC
Middle Name	
Last Name *	XYZ
Company Name *	EXAMPLE
Phone Number *	(512) 123-4567
Email Address *	test@rrc.texas.gov
Confirm Email *	test@rrc.texas.gov

Previous

Continue

Exit

2

Verify the information and select continue.

Please verify the information below. Click the Continue button to proceed with your payment. Click the Exit button to exit.

Name	ABC XYZ
Company Name	EXAMPLE
Phone Number	(512) 123-4567
Email	test@rrc.texas.gov

Fee Description	Amount	Quantity	Total
Waste Haulers WH-1	\$ 250.00	1	\$ 250.00
RRC Fee			\$ 250.00
Texas.gov Price			\$ 255.88

This payment is for a non-refundable fee pursuant to 16 Texas Administrative Code: §§9.5, 9.7, 9.8, 9.9, 9.10, 9.11, 9.18, 9.51, 9.54, 9.101, 9.130, 13.25, 13.70, 13.80, 14.2019, 14.2021, 14.2040 and 3.78(c). Texas Natural Resources Code: 113.084, 113.088, 113.093, 113.131, 113.163 and 116.072 Texas.gov Price. This online service is provided by Texas.gov, the official website of Texas. The price of this service includes funds that support the ongoing operations and enhancements of Texas.gov, which is provided by a third party in partnership with the State.

Previous

Continue

Exit

WHP Application (12 of 15)



Summary of Created Fees (Register Number): 511626

Fee Description	Amount	Quantity	Total
Waste Haulers WH-1	\$ 250.00	1	\$ 250.00
RRC Fee			\$ 250.00
Texas.gov Price			\$ 255.88

Click the Make Payment button below to proceed to the State Payment Portal secure site for processing your payment. To ensure a completed transaction, please wait for verification of payment processing before proceeding. Upon completion of the transaction, you will receive a return page with a trace number and authorization information.

This payment is for a non-refundable fee pursuant to 16 Texas Administrative Code: §§9.5, 9.7, 9.8, 9.9, 9.10, 9.11, 9.18, 9.51, 9.54, 9.101, 9.130, 13.25, 13.70, 13.80, 14.2019, 14.2021, 14.2040 and 3.78(c). Texas Natural Resources Code: 113.084, 113.088, 113.093, 113.131, 113.163 and 116.072 Texas.gov Price. This online service is provided by Texas.gov, the official website of Texas. The price of this service includes funds that support the ongoing operations and enhancements of Texas.gov, which is provided by a third party in partnership with the State.

[Previous](#)[Make Payment](#)[Exit](#)

Select **Make Payment**, which opens the payment portal box.

WHP Application (13 of 15)



Railroad Commission of Texas

1 Payment Type 2 Customer Info 3 Payment Information 4 Submit Payment

Payment

Payment Type



Credit/Debit Card

Customer Information



Address
ABC XYZ
1701 N Congress Ave
Austin, TX 78701

Phone Number
(512) 123-4567

Edit

Country
United States

Email Address

Payment Information



Credit Card
American Express ****0005
Exp. 03/2029

Name on Credit Card
Jane Doe

Edit

Verification

✓ I'm not a robot



Cancel

Submit Payment

Transaction Summary

Texas Gov Fee	\$255.88
Texas.gov Price	\$255.88

Need Help?

Review payment information. You may edit Billing and Payment Method here if needed. When complete, select Make Payment. You will receive a printable receipt at the end of your successful payment transaction.



Please wait

Your payment is being processed.

Please do not close your tab or window, and please do not use your browser's Back button.

WHP Application (14 of 15)



Name	ABC XYZ
Company Name	EXAMPLE
Phone Number	5121234567
Email	test@rrc.texas.gov

Fee Description	Amount	Quantity
Waste Haulers WH-1	\$ 250.00	1
RRC Fee		
Texas.gov Price		

Payment Information	
Payment Amount	\$255.88
Date and Time	05/04/2025 12:55:50 PM
Trace Number	455RM00AYRU4B87
Authorization Code	TEST123
Register Number	511626

Use the Print Confirmation button below to create a printable receipt and confirm

Print Confirmation

Return

- Select **Print Confirmation** to allow the payment portal to link with LoneSTAR to reflect the payment was received.
- You **will not** be able to submit the application if the payment does not reflect as paid.

WHP Application (15 of 15)



Acknowledgement

Submitter

Submitter name auto-populates

Submitter Title *

Enter your Title

05/04/2025

- ☒ I declare under penalties prescribed in Sec. 91.143, Texas Natural Resources Code, that I am authorized to make this report, that this report was prepared by me or under my supervision and direction, and that data and facts stated therein are true, correct, and complete, to the best of my knowledge.

I certify that the vehicles listed on this form are designed so that they will not leak during transportation and are operated and maintained to prevent the escape of oil and gas waste. Any vehicle used to haul non - solid oil and gas waste is designed to transport such waste.

I certify that I understand disposal systems with a Commercial Status of 'No' are only authorized for non-commercial disposal, and only waste originating from each system operator's wells may be hauled and disposed of at these disposal systems.

I certify that I have uploaded an affidavit (previously WH-3) from the operator of each UIC well or surface disposal facility included on this application. *

Form Submit Preview

Click the button below to preview your submission summary.

[Preview Submission Summary](#)

[Back](#)

[Submit](#)

[Save](#)

Confirmation



Your Waste Hauler Permit Application form 89789 has been submitted successfully. You will be notified when a determination is made.

Printing the Permit (1 of 2)



To print the permit, go back to the **Facility Detail Page**, select the **Summary** dropdown and select **Documents**.

Facility Detail

[? Help](#)

WH-0000

Summary ▾

Actions ▾

Facility Name

Facility Type

Facility Sub Type

Waste Hauler

Summary

Documents

Events

Facility ID

Facility Status

Permit Numbers

Active

Organization Name

RRC Operator Number

Permit Expiration

03/31/2026

Vehicles

UIC Wells

Surface Disposal Facilities

Comments

Forms In Progress

Forms Submitted

Printing the Permit (2 of 2)



WH Permit Issued Letter – select the **hyperlink** under the **Filename** column. The document will download and can be printed.

Facility Detail

WH-000(1234)

Documents Actions

Advanced Filtering Actions Search

Uploaded By	Category	Type	SubType	Description	Filename	Document ID	Certified Letter Number	Actions
system.workflow	WasteHauler	WH Permit Issued Letter		WH Permit Issued Letter	whPermitIssued_20250504.pdf			Actions
system.workflow	WasteHauler	WH Snapshot - Approved		Initial WH Permit Application for 430590	20250504_0f_Snaps hot_Approved_113694.pdf			Actions
Jennifer Lindemann	WasteHauler	Application	WH-2	Initial Application Form WH-2	2024021_1853_Initial App 5.pdf			Actions

Conclusion

The background of the slide is a photograph of a large waste hauler truck, likely a Kenworth, driving on a dirt road. The truck is positioned on the left side of the frame, moving away from the viewer. The scene is set during sunset or sunrise, with a warm orange and pink glow on the horizon. The road curves to the right, and the surrounding landscape is hilly and appears to be covered in snow or frost.

Thank you for joining the Waste Hauler &
LoneSTAR presentation.
Questions?

Environmental Permits Waste Hauler Contact Information

(512) 463-7371

whp@rrc.texas.gov