


RAILROAD COMMISSION OF TEXAS


CHRISTI CRADDICK, *CHAIRMAN*
WAYNE CHRISTIAN, *COMMISSIONER*
JIM WRIGHT, *COMMISSIONER*

INTERNAL
OIL AND GAS DIVISION
DANNY SORRELLS
DIRECTOR, OIL AND GAS DIVISION

MEMORANDUM

TO: Chairman Christi Craddick
Commissioner Wayne Christian
Commissioner Jim Wright

THROUGH: Wei Wang, Executive Director 

FROM: Danny Sorrells, Deputy Executive Director 
Director, Oil and Gas Division

DATE: June 25, 2024

SUBJECT: Oil Field Cleanup Program Quarterly Status Report, Fiscal Year 2024, 3rd Quarter

Well Plugging: The 3rd quarter performance for State-Managed Plugging includes 196 wells plugged with a total expenditure of \$ 5,371,124 using Oil and Gas Regulation and Cleanup (OGRC) funds. An additional 55 wells were plugged with a total expenditure of \$1,792,780 using grant funds from the several federal agencies. The largest grant is the from the U.S. Department of the Interior from the Infrastructure Investment and Jobs Act (IIJA). This includes wells that have been physically plugged, invoiced by the plugging contractor, and approved for payment by Field Operations. Additionally, during the 3rd quarter Field Operations approved 698 wells for plugging. A total of 1,001 wells were physically plugged through the end of the 3rd quarter, of which, 852 have been invoiced and paid. The actual wells plugged and expenditure by district for fiscal years 2023 and 2024 and the well plugging goals by district for fiscal year 2024 are shown on the attached graphs. The fiscal year 2024 budget consists of \$32,376,854.61 in state funds and \$74,795,836 of available federal funds. The federal funds are multi-year grants that are anticipated to be spent in FYs 2025 and 2026.

Site Remediation: The 3rd quarter performance for Site Remediation includes 108 cleanup activities completed with a total expenditure of \$1,510,793.51 using OGRC funds, and 1 cleanup activity completed with a total expenditure of \$277,847 using IIJA Grant Funds. Additionally, during the 3rd quarter 133 cleanup activities were authorized for cleanup with State funds. Through the end of the 3rd quarter, Site Remediation has completed and formally closed a total of 248 cleanup activities using OGRC funds and IIJA grant funds. The actual remediation activities and expenditure by district for fiscal years 2023, and 2024 and the goals for the Site Remediation activities by district for fiscal year 2024 are shown on the attached graphs. The fiscal year 2024 budget consists of \$13,500,000 in state funds for cleanups and assessments and \$1,303,027 of available federal funds for Brownfield activities and cleanups through the National Park Service (NPS).

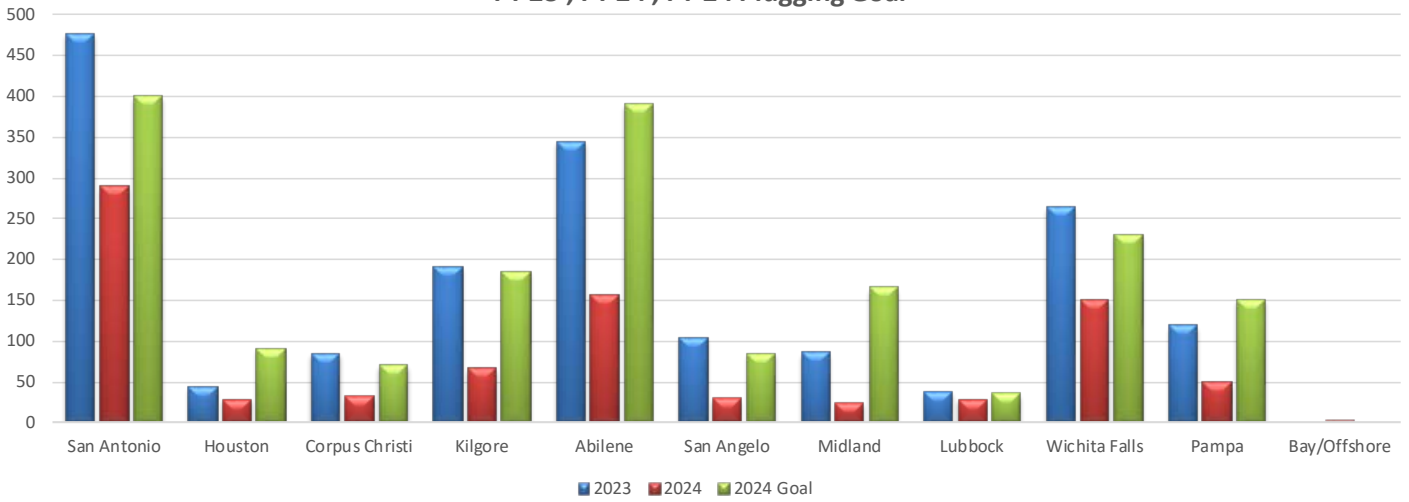
The Department of Interior Formula Grant was awarded in January 2024. The Legislative Performance Measures were established with the expectation that the grant would be in place at the beginning of the fiscal year. The delay in receiving the award may impact staff's ability to achieve the expected performance measures.

WKM

Attachments:

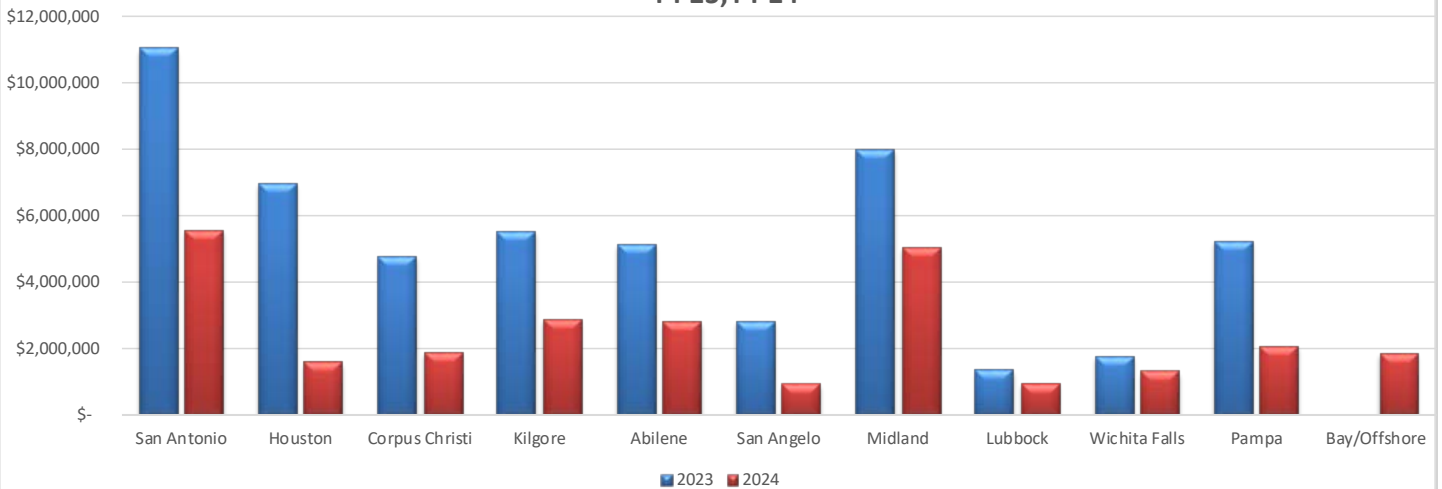
cc Wei Wang, Executive Director
Danny Sorrells, Director, Oil & Gas Division
Peter G. Pope, P.G., Manager, Site Remediation

**Oil Field Cleanup Program
State Managed Plugging
2nd Quarter FY 2024
Wells Plugged
FY 23 , FY 24 , FY 24 Plugging Goal**



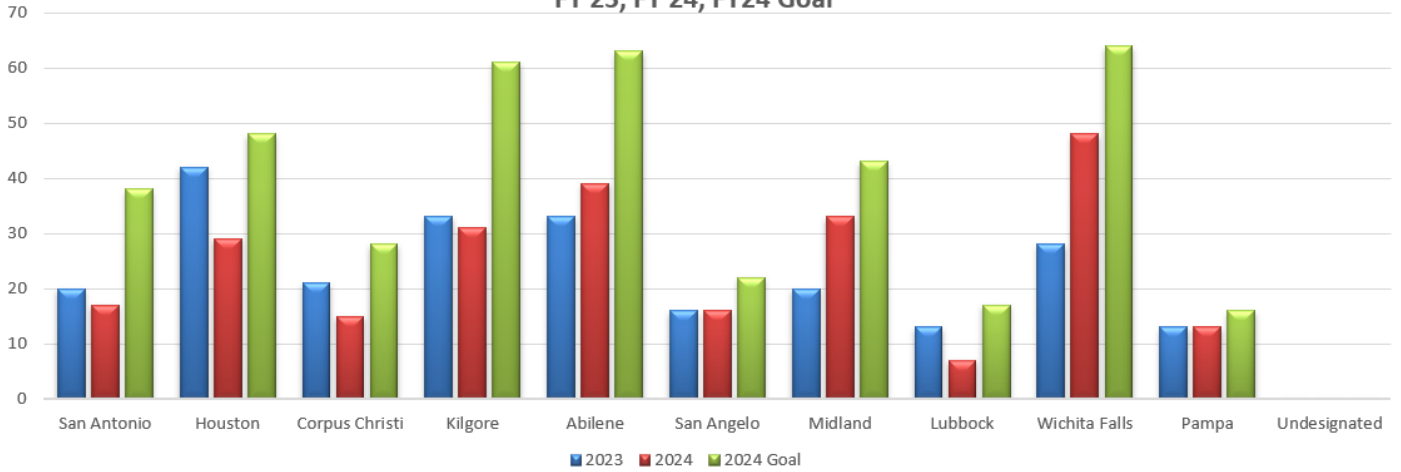
	San Antonio	Houston	Corpus Christi	Kilgore	Abilene	San Angelo	Midland	Lubbock	Wichita Falls	Pampa	Bay/Offshore	Total
2023	476	44	85	191	344	104	86	38	264	118	0	1,750
2024	289	28	31	66	156	29	24	28	150	49	2	852
2024	400	90	70	185	390	85	165	35	230	150	0	1,800

**Oil Field Cleanup Program
State Managed Plugging
3rd Quarter FY 2024
Plugging Expenditures
FY 23, FY 24**



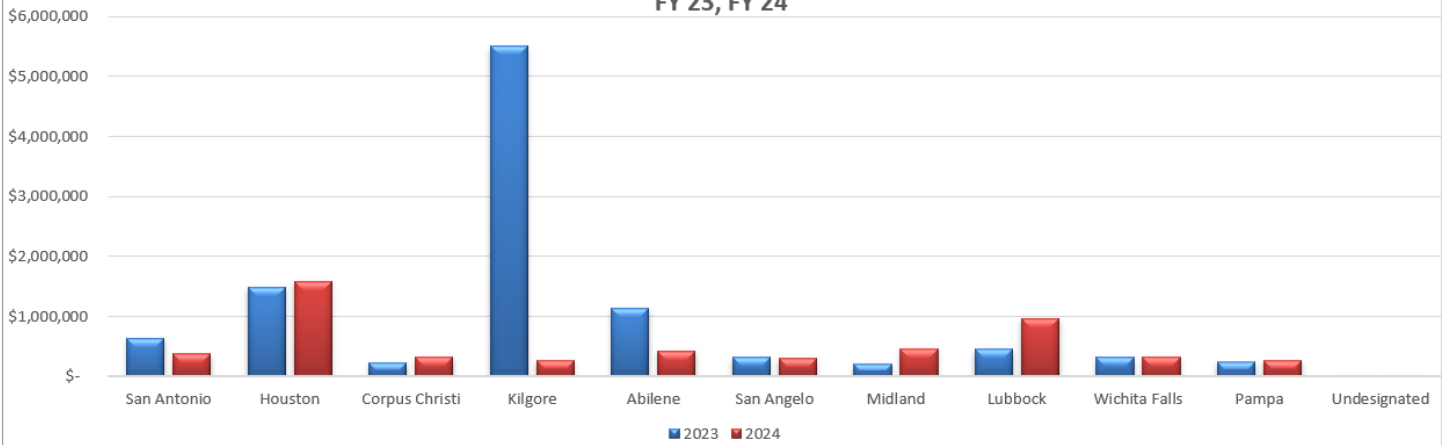
	San Antonio	Houston	Corpus Christi	Kilgore	Abilene	San Angelo	Midland	Lubbock	Wichita Falls	Pampa	Bay/Offshore	Total
2023	\$11,022,295	\$6,955,001	\$ 4,768,607	\$5,511,800	\$5,152,185	\$2,819,264	\$7,973,292	\$1,349,383	\$ 1,753,133	\$5,235,856	\$ -	\$25,440,815
2024	\$ 5,556,944	\$1,579,854	\$ 1,882,961	\$2,875,990	\$2,793,317	\$ 935,106	\$5,044,669	\$ 947,869	\$ 1,299,514	\$2,085,998	\$1,839,339	\$26,841,561

**Oil Field Cleanup Program
Site Remediation
3rd Quarter FY 2024
Activities Completed
FY 23, FY 24, FY24 Goal**



	San Antonio	Houston	Corpus Christi	Kilgore	Abilene	San Angelo	Midland	Lubbock	Wichita Falls	Pampa	Undesignated	Total
2023	20	42	21	33	33	16	20	13	28	13	0	239
2024	17	29	15	31	39	16	33	7	48	13	0	248
2024 Goal	38	48	28	61	63	22	43	17	64	16	0	400

**Oil Field Cleanup Program
Site Remediation
3rd Quarter FY 2024
Cleanup Expenditures
FY 23, FY 24**



	San Antonio	Houston	Corpus Christi	Kilgore	Abilene	San Angelo	Midland	Lubbock	Wichita Falls	Pampa	Undesignated	Total
2023	\$ 642,786	\$1,494,602	\$ 237,048	\$5,505,563	\$1,133,550	\$ 321,356	\$ 217,312	\$453,500	\$ 320,932	\$239,437	\$ -	\$ 10,566,086
2024	\$ 376,666	\$1,584,124	\$ 330,610	\$ 275,779	\$ 429,568	\$ 299,030	\$ 462,597	\$969,266	\$ 327,429	\$270,188	\$ -	\$ 5,325,258